

Product data sheet

179 N W-8/244 EAN-No. 4000896223046



244-pieces · 8 Drawers total



- More storage space than preceding model
- 8 flat drawers
- Complete with 244-piece tool assortment in Safety-Insert-System soft foam insert
- 30 mm wood multiplex birch work surface, oiled, replaceable
- Including nine-fold adjustable intermediary tray and fixed mounted door
- Cable duct on rear panel allows battery devices to be charged when the door is closed, for example
- Complete welded construction of the entire body for tough daily workshop use
- Additional square perforation for tool holder, e.g. HAZET 112-230
- Optimised, yielding edge protection on all four corners with real impact protection thanks to internal damping concept
- Flexible vice assembly (front, right, left) e.g. HAZET 2175N according to drilling template specification
- **Chassis:**
 - Large wheels with high loading capacity (\varnothing 125 mm) with precision ball-bearing and dual ball race in the swivel bearing, easy manoeuvrability even under high dynamic load
 - 2 swivel castors with dual brake:
 - Braked castors prevent rolling away
 - Braked swivel bearings prevent the swivel castors from turning, e.g. on inclined surfaces
 - Protective ring prevents dirt and threads from getting in
 - Elastic castors enable smooth movement
- **Locking concept:**
 - Mutual drawer locking for minimum tilting risk
 - Lock located in the centre (central locking and cylinder lock) closes the door and drawers at the same time
 - Only one key for locking the door and drawers at the same time (Included in delivery: 2 keys)
 - 180° rotation, prevents the key from breaking off
 - 100 % sliding-out with ball-bearing telescopic rails – self-closing
 - Lockable storage compartment with 2 storage surfaces
- 2 storage spaces in the storage compartment, top: 15 kg / bottom: 35 kg
- Total loading capacity (dynamic): 750 kg
- Loading capacity (static): 1000 kg
- Worktop: Wood multiplex birch, replaceable
- Colour: HAZET blue
- Tool trolley Made in Germany
- Dimensions: 1150 mm x 600 mm x 964 mm
- Net weight: 120 kg
- Drawers, flat: 8 x 81 x 522 x 398 mm

Product data sheet

179NW-8/244

EAN-No. 4000896223046




- (Drawer) size for plastic drawer insert: 3/3+
- Worktop: Wood multiplex birch, replaceable
- Number of fixed castors: 2 (∅ 125 mm)
- Number of swivel castors: 2 (∅ 125 mm)
- Number of tools: 244

Order Number

179NW-8/244



179NW-8



163-181/17 • • ³/₈



880 • • ³/₈

10 • 11 • 12 • 13 • 14 • 15 •
16 • 17 • 18 • 19 • 21 • 22



8816HP • ³/₈



8820 • ³/₈ • ³/₈

8821 • ³/₈ • ³/₈

8821-3 • 8821-6 • 8821-10




163-182/9 •



828-T •

T6 • T7 • T8 • T9 • T10 •
T15 • T20 • T25 • T30



163-210/19 •



600N •

8 • 9 • 10 • 11 • 12 • 13 •
14 • 15 • 16 • 17 • 18 • 19 •
21 • 22 • 24 • 27 • 30 • 32 •
34



163-211/20

• • • ³/₈



450N •

8 x 9 • 10 x 11 • 12 x 13 •
14 x 15 • 16 x 18 • 17 x 19 •
20 x 22 • 21 x 22 • 24 x 27 •
30 x 32 • 34 x 36



1010 • • ³/₈

14 • 17 • 19 • 22



1012 • • ³/₈

T60 • T80 • T100

1058-1 • ¹/₂ • ³/₈

1058-2 • ¹/₂ • ³/₈



163-257/4



760-2



1802M-22



1841MB-33



1850M-22



163-296/7 •



630 •

6 x 7 • 8 x 9 • 10 x 11 •
12 x 13 • 14 x 15 • 17 x 19 •
21 x 22



163-372/25 •



612N •

10 x 11



666-5



730

730-3 • 730-6



746-1

748B

748B-3 • 748B-4 • 748B-5 •
748B-6 • 748B-8

824 •

0.5 x 23



1952-40




1976-2



1977-2/4



2140-40



2147MS



2152N/3




2154N-5



2157-1



4968-2




163-380/4 •



811LGT •

T15 • T20 • T25 • T30



163-382/3 •



428 •

8 • 10 • 13




163-385/12 •



606 •

8 • 9 • 10 • 11 • 12 • 13 •
14 • 15 • 16 • 17 • 18 • 19



163-407/35

• • • • ¹/₂

Product data sheet

179 N W-8/244 EAN-No. 4000896**223046**



986 • • 1/2

4 • 5 • 6 • 7 • 8 • 9 • 10 •
12 • 17 • 19 • 22



990 • • 1/2

M5 • M6 • M8 • M10 • M12 •
M14 • M16 • M18



991 • • 1/2

M6 • M7 • M8 • M9 • M10 •
M12 • M14



992 • • 1/2

T20 • T25 • T27 • T30 •
T40 • T45 • T50 • T55 • T60



163-522X50



163-172X50