


Product data sheet

179 N X-8/244

EAN-No. 4000896223039



244-pieces · 8 Drawers total



Application:

Efficient, mobile organisation of tools

- Tool trolley
- 7 flat and 1 high drawer
- Complete with 244-piece tool assortment in Safety-Insert-System soft foam insert

Work areas

- Much larger storage and work areas in plastic (179N) or stainless steel (179NX)
- Fully sealed work surface protects inside of trolley from leaking liquids
- Interfaces integrated in the work area for accessories such as laptop holders and top modules

Body / Pull-handle

- Extremely robust design thanks to dual-wall structure
- Complete welded construction of the entire body for tough daily workshop use
- Optimised, yielding edge protection on all four corners with real impact protection thanks to internal damping concept
- Ergonomically optimised pull handle for better manoeuvrability

Locking concept

- Ergonomically arranged side lock position for better operability protects keys and lock against damage
- Highly secure closing system with central locking technology for optimum protection of your property
- 2-stage locking
 - Central locking, lockable with cylinder lock and 2 folding keys
 - Mutual drawer locking for minimum tilting risk

Drawer concept

- Self-closing and reciprocal locking of the drawers prevents unwanted opening
- 100% sliding-out with ball-bearing telescopic slides
- Drawer design for optimum use of the interior
- Drawer fronts for optimised handling
- Dirt-resistant drawer coating for easy cleaning

High performance chassis

- Large wheels with high loading capacity, precision ball bearing and dual rounded rim in the pivot bearing, easy manoeuvrability, even with high dynamic load
- 2 swivel castors with dual brake:

Product data sheet

179 N X-8/244

EAN-No. 4000896223039



- Braked castors prevent rolling away
- Braked swivel bearings prevent the swivel castors from turning, e.g. on inclined surfaces
- Protective ring prevents dirt and threads from getting in
- Elastic castors enable smooth movement

Assistant[®] 179N-6 - 9:


- Solvent-resistant plastic work surface
- Metal handle, powder coated in black

Assistant[®] 179NX-6 - 8:

- Stainless steel work surface
- Extra protection through high-quality plastic end caps
- Brushed stainless steel handle
- Total loading capacity (dynamic): 540 kg
- Loading capacity (static): 1000 kg
- Loading capacity of high drawer: 25 kg
- Colour: HAZET blue
- Tool trolley Made in Germany
- Dimensions: 785 mm x 518 mm x 1020 mm
- Net weight: 89 kg
- Drawers, flat: 7 x 81 x 522 x 398 mm
- Drawers, high: 1 x 166 x 522 x 398 mm
- (Drawer) size for plastic drawer insert: 3/3+
- Worktop: Stainless steel
- Number of fixed castors: 2 (∅ 125 mm)
- Number of swivel castors: 2 (∅ 125 mm)
- Number of tools: 244

Order Number

179NX-8/244



163-181/17 • 10 3/4



880 • 10 3/4
10 • 11 • 12 • 13 • 14 • 15 •
16 • 17 • 18 • 19 • 21 • 22



8816HP • 10 3/4



8820 • 10 3/4 • 10 3/4

8821 • 10 3/4 • 10 3/4


8821-3 • 8821-6 • 8821-10



163-182/9 •



828-T •
T6 • T7 • T8 • T9 • T10 •
T15 • T20 • T25 • T30



163-210/19 •



600N •
8 • 9 • 10 • 11 • 12 • 13 •
14 • 15 • 16 • 17 • 18 • 19 •
21 • 22 • 24 • 27 • 30 • 32 •
34



163-211/20
 20 3/4



450N •
8 x 9 • 10 x 11 • 12 x 13 •
14 x 15 • 16 x 18 • 17 x 19 •
20 x 22 • 21 x 22 • 24 x 27 •
30 x 32 • 34 x 36




1010 • 20 3/4
14 • 17 • 19 • 22



1012 • 20 3/4
T60 • T80 • T100

1058-1 • 25 1 • 20 3/4
1058-2 • 12 1/2 • 20 3/4



163-257/4



760-2




1802M-22



1841MB-33



1850M-22



163-296/7 •

Product data sheet

179 N X-8/244

EAN-No. 4000896223039



630 • •
6 x 7 • 8 x 9 • 10 x 11 •
12 x 13 • 14 x 15 • 17 x 19 •
21 x 22



163-372/25 •



612N •
10 x 11



666-5



730
730-3 • 730-6



746-1

748B

748B-3 • 748B-4 • 748B-5 •
748B-6 • 748B-8

824 •
0.5 x 23



1952-40




1976-2



1977-2/4



2140-40



2147MS



2152N/3




2154N-5



2157-1




4968-2



163-380/4 •



811LGT •
T15 • T20 • T25 • T30



163-382/3 •



428 •
8 • 10 • 13



163-385/12 •



606 •
8 • 9 • 10 • 11 • 12 • 13 •
14 • 15 • 16 • 17 • 18 • 19



163-407/35
O, O, • 1/2



986 • O • 1/2
4 • 5 • 6 • 7 • 8 • 9 • 10 •
12 • 17 • 19 • 22



990 • O • 1/2
M5 • M6 • M8 • M10 • M12 •
M14 • M16 • M18



991 • • 1/2
M6 • M7 • M8 • M9 • M10 •
M12 • M14



992 • • 1/2
T20 • T25 • T27 • T30 •
T40 • T45 • T50 • T55 • T60



163-522X50