


# Product data sheet

## 179 N XL-8-VW/243

EAN-No. 4000896220250



243-pieces · 8 Drawers total



### Application:

Efficient, mobile organisation of tools

- **VW / AUDI** set
- Supplementary tool assortments, see also:
  - Supplementary tool assortment for **AUDI** 0-2500-163/86
- 7 flat drawers and 1 high drawer
- Colour RAL 7012 (basalt grey)
- Complete with 243-piece tool assortment in Safety-Insert-System soft foam insert

### Work areas

- Much larger storage and work areas in stainless steel
- Fully sealed work surface protects inside of trolley from leaking liquids
- Interfaces integrated in the work area for accessories such as laptop holders and top modules
- Stainless steel work surface
- Extra protection through high-quality plastic end caps

### Body / Pull-handle

- Extremely robust design thanks to dual-wall structure
- Complete welded construction of the entire body for tough daily workshop use
- Optimised, yielding edge protection on all four corners with real impact protection thanks to internal damping concept
- Ergonomically optimised pull handle for better manoeuvrability
- Brushed stainless steel handle

### Locking concept

- Ergonomically arranged side lock position for better operability protects keys and lock against damage
- Highly secure closing system with central locking technology for optimum protection of your property
- 2-stage locking
  - Central locking, lockable with cylinder lock and 2 folding keys
  - Mutual drawer locking for minimum tilting risk

### Drawer concept

- Self-closing and reciprocal locking of the drawers prevents unwanted opening
- 100% sliding-out with ball-bearing telescopic slides
- Drawer design for optimum use of the interior
- Drawer fronts for optimised handling



# Product data sheet

## 179 N XL-8-VW/243

EAN-No. 4000896220250



900E • 1/2  
E10 • E12 • E14 • E16 •  
E18 • E20



900SZ • 1/2  
32 • 36



900Z • 1/2  
8 • 9 • 10 • 12 • 13 • 14 •  
15 • 16 • 17 • 18 • 19 • 21 •  
22 • 24 • 27 • 30 • 32



903SLG • 1/2  
17 • 19



915 • 1/2



916HP • 1/2

919 • 1/2 • 1/2

919-1 • 919-5 • 919-10



920 • 1/2 • 1/2

958-1 • 3/4 • 1/2

958-2 • 3/8 • 1/2



992 • 1/2  
T25 • T27 • T30 • T40 •  
T45 • T50 • T55 • T60

1058-2 • 1/2 • 3/4



2223N • 1/4  
T6 • T7 • T8 • T9



2250-1 • 1/4 • 3/4



163-370/9



757-10



760-2



1802-22



1841A-22



1846A-2



1846B-2



1846C-2



1846D-2



1850-22



163-371/7

1/2, 3/4, 20



600N •   
27 • 30 • 32



650-20

918-23 • 1/2 • 1/2



1014



1015-1 • 3/4



163-372/25 •



612N •   
10 x 11



666-5



730  
730-3 • 730-6



746-1

748B

748B-3 • 748B-4 • 748B-5 •  
748B-6 • 748B-8

824 •


0.5 x 23



1952-40




1976-2



1977-2/4



2140-40



2147MS



2152N/3



2154N-5



2157-1



4968-2



163-373/39



811K •   
1 x 5.5



811KPH •   
PH2



802 •   
0.6 x 3.5 • 1.2 x 8 •  
1.6 x 10 • 2 x 12



802-PH •   
PH3



811T •   
T6 • T7 • T8 • T9




811S/5



2105LG/9H •



2116LG/8H •



163-374/27



600N •   
6 • 7 • 8 • 9 • 10 • 11 • 12 •  
13 • 14 • 15 • 16 • 17 • 18 •  
19 • 21 • 22 • 24



630 •   
6 x 7 • 8 x 9 • 10 x 11 •  
12 x 13 • 14 x 15 • 16 x 17 •  
18 x 19 • 21 x 22 • 24 x 27 •  
30 x 32